







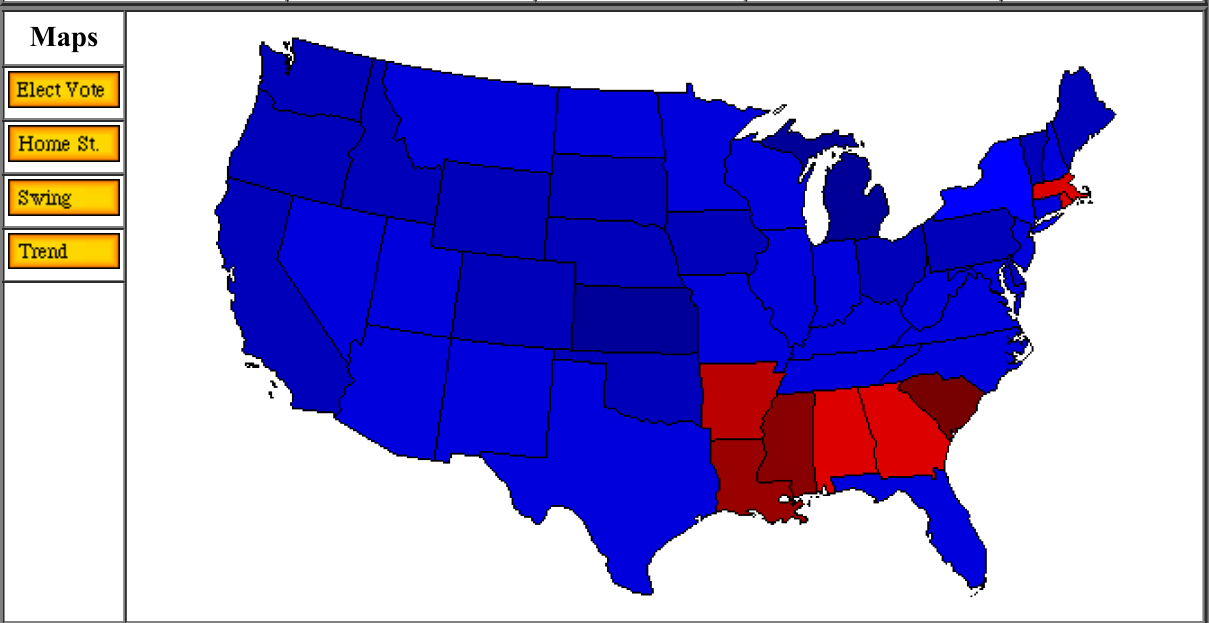
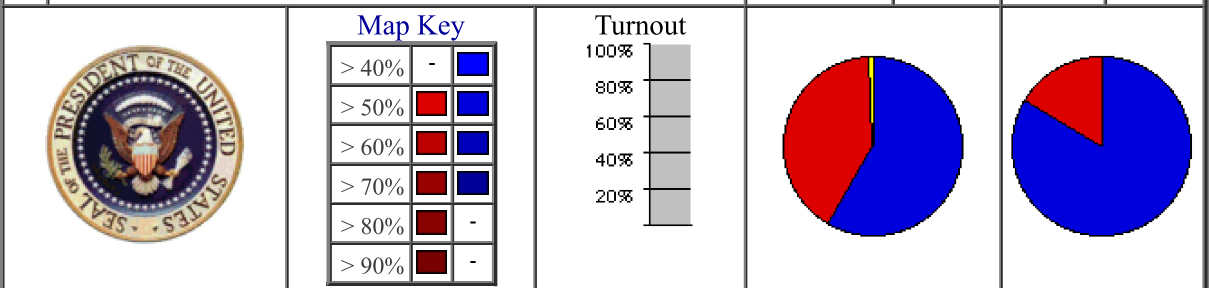


1928 Presidential General Election Results

Note: The Google advertisement links below may advocate political positions that this site does not endorse.

	Presidential Candidate	Vice Presidential Candidate	Political Party	Popular Vote		Electoral Vote	
	Herbert Hoover	Charles Curtis	Republican	21,428,584	58.22%	444	83.6%
	Alfred Smith	Joseph Robinson	Democratic	15,015,863	40.79%	87	16.4%
	Norman Thomas	James Maurer	Socialist	267,519	0.73%	0	0.0%
	William Foster	Benjamin Gitlow	Communist	48,576	0.13%	0	0.0%
	Verne Reynolds	Jeremiah Crowley	Socialist Labor	21,605	0.06%	0	0.0%
	William Varney	James Edgerton	Prohibition	20,101	0.05%	0	0.0%
	Frank Webb	Will Vereen	Farmer-Labor	6,390	0.02%	0	0.0%
	Write-ins	-	Scattering	323	0.00%	0	0.0%
	Total			36,808,961		531	



- Data and Statistics:**
- [Popular Vote State-Level Data \(Table\)](#)
 - [Popular Vote State-Level Data \(Graphs\)](#)
 - [Electoral Vote State-Level Data](#)
 - [Election 1928 Statistics](#)
 - [Compare National Data by Year \(Table\)](#)
 - [Compare National Data by Year \(Graphs\)](#)
 - [Compare National Maps by Year](#)
 - [National JavaCompare!](#)
 - [Data Sources for Popular Vote](#)